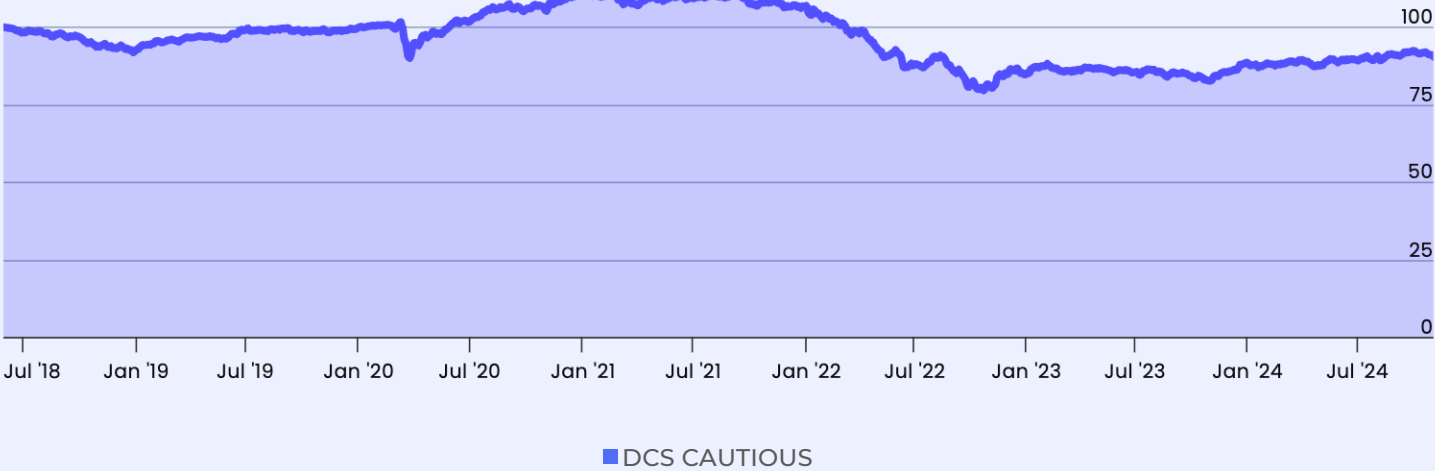


Objetivo del fondo

El objetivo de inversión del fondo es maximizar la apreciación del capital a largo plazo, a través de inversiones en distintos instrumentos, como ETF globales, y en fondos mutuos domiciliados en mercados europeos maduros que brindan exposición a Bonos y Acciones Globales.

La composición del fondo está destinada a asignar entre 10% y 30% a Fondos con exposición a Acciones Globales y entre 70% y 90% a Fondos de Inversión con exposición a Bonos Globales.

Performance




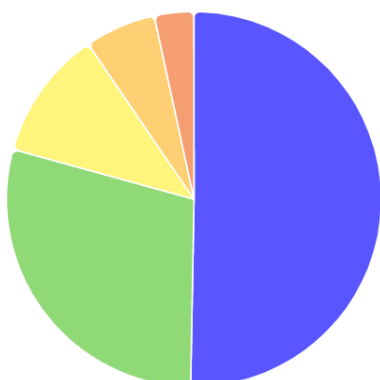
Resultados al 31 de octubre de 2024

1 mes	3 meses	6 meses	1 año	3 años	5 años	YTD	Desde lanz.	2023	2022	2021	Volatilidad	Ratio de sharpe
-1,70%	0,98%	3,47%	9,83%	-15,96%	-8,45%	2,51%	-9,20%	4,38%	-20,59%	-3,81%	3,75%	1,15

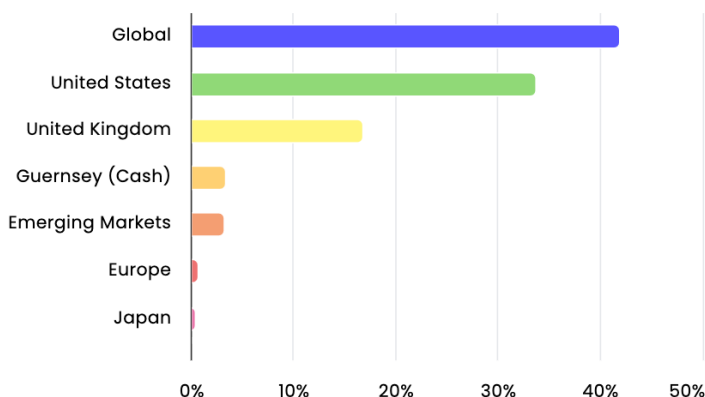
Composición

Nombre del fondo	Asignación	Nombre del fondo	Asignación
Pacific Multi-Asset Defensive USD A	52,28%	DGT Luxury Consumer Fund USD I	1,17%
Vanguard US Grade Credit Index Fund USD	11,89%	DGT Ecommerce Fund USD I	1,00%
Vanguard Global Bond Index Fund USD	9,99%	Cash	0,59%
iShares Developed World Index Fund USD I	8,22%		
Vanguard US Government Bond Index Fund USD	6,95%		
DGT Managed Fund USD I	3,12%		
Vanguard Global Stock Index Fund USD	2,73%		
Vanguard Emerging Markets Stock Index Fund USD	2,04%		

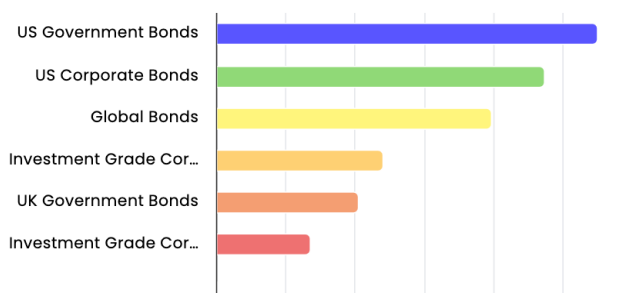
Security Types



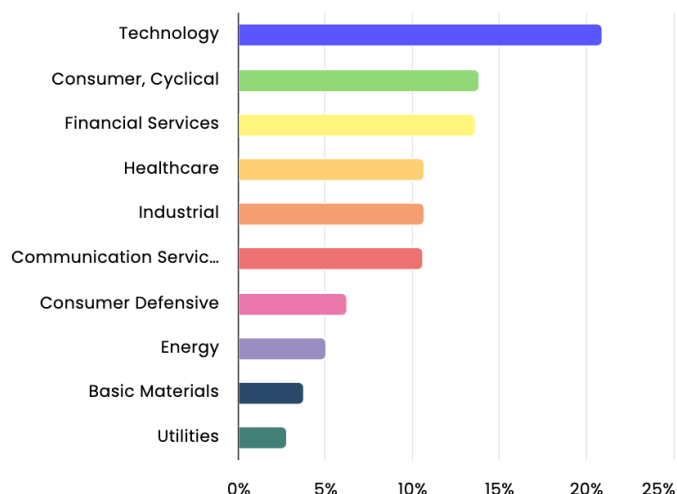
Top Geographies



Top Fixed Income Sectors



Top Equity Sectors



Información general

Fund Manager	Dominion Fund Management Limited
Investment Advisor	Pacific Asset Management
Fecha de lanzamiento	31.05.2018
Moneda	USD
Objetivo	75% Bonds / 25% Stock
ISIN	GG00BF4Z4K38
AMC	2.00%

Acerca del fondo

Canasta

Invierte en fondos de los principales grupos de manejo de ctivos, invirtiendo en bonos globales del gobierno y corporativos, así como también en acciones de pequeña, mediana y gran capitalización.

Asignación

El 25% del presupuesto riesgo es asignado a activos del Fondo de Acciones Globales y el 75% del presupuesto riesgo, a activos del Fondo de Bonos Globales.

Análisis completa de las posiciones (%)

Asset Class	Sub Class	%	Holdings	Strategy	%
Fixed Income 50.3%	US Government Bonds	13.83 %	US Treasury Inflation Protected 0.125% 2030	Direct	1,09%
			Vanguard US Government Bond Index Fund USD	Passive	6,95%
			US Treasury Inflation Protected 0.125% 2032	Direct	3,01%
			US Treasury Inflation Protected 0.625% 2043	Direct	2,77%
	US Corporate Bonds	11.89 %	Vanguard US Grade Credit Index Fund USD	Passive	11,89%
	Global Bonds	9.99 %	Vanguard Global Bond Index Fund USD	Passive	9,99%
	UK Government Bonds	5.13 %	UK Inflation Linked Gilt 1.25% 2032	Direct	2,23%
			UK Treasury 4 1/4% 2032	Direct	1,18%
			UK Treasury 1 1/2% 2026	Direct	1,13%
			UK Treasury 0.375% 2030	Direct	0,59%
	IG Corporate Bonds (GBP)	5.06 %	HSBC GBP Corp Bond Index	Passive	1,66%
	IG Corporate Bonds (Global)	4.39 %	L&G Short Duration Sterling Corporate Bond	Passive	3,40%
Equity 29%	Global Equity	17.57 %	Pacific Coolabah Global Active Credit	Active	0,99%
			Xtrackers USD Corporate Bond ETF	Passive	3,41%
			DGT Ecommerce Fund USD I	Active	1,00%
			DGT Luxury Consumer Fund USD I	Active	1,17%
			DGT Managed Fund USD I	Active	3,12%
			iShares Developed World Index Fund USD I	Passive	8,22%
			Pacific Longevity and Social Change Fund	Active	0,56%
			Vanguard Global Stock Index Fund USD	Passive	2,73%
			iShares Edge MSCI World Value Factor	Factor	0,32%
			SPDR MSCI World Consumer Staples	Passive	0,17%
			SPDR MSCI World Health Care	Passive	0,09%
			SPDR MSCI World Utilities	Passive	0,18%
	US Equity	4.45 %	Pacific North American Opportunities	Active	0,61%
			SPDR S&P 500 ETF	Passive	2,39%
			Vanguard S&P 500 UCITS ETF	Passive	0,84%
			Xtrackers S&P 500 Equal Weight	Factor	0,32%
			iShares Edge MSCI USA Value Factor	Factor	0,26%
			HSBC American Index C Acc	Passive	0,03%
	Emerging Equity	3.59 %	HSBC Hang Seng Tech UCITS ETF	Passive	0,41%
			Pacific North of South EM All Cap	Active	0,63%
			Pacific North of South EM Income Opportunities	Active	0,51%
			Vanguard Emerging Markets Stock Index Fund USD	Passive	2,04%
	UK Equity	1.89 %	iShares Core FTSE 100	Passive	1,87%
	Europe Equity	0.91 %	Legal & General UK Index Trust	Passive	0,03%
			Vanguard FTSE Dev Eurp Ex UK	Passive	0,41%
	Japan Equity	0.43 %	Vanguard FTSE 250 ETF	Passive	0,29%
			iShares Edge MSCI Europe Value Factor	Factor	0,22%
	Asia Pacific Exc. Japan Equity	0.16 %	AVI Japan Opportunity Trust	Active	0,15%
			Vanguard FTSE Japan UCITS	Passive	0,28%
Diversifying Assets 11.2%	Absolute Return	6.03 %	Legal and General Pacific Ex Japan ETF	Passive	0,16%
	Diversifying Risk Assets	5.15 %	AQR Managed Futures UCITS	Active	2,03%
			AQR Style Premia UCITS	Active	0,76%
			Pacific G10 Macro Rates	Active	3,24%
			FX Carry Factor	Direct	1,03%
			FX Value Factor	Direct	1,01%
Alternatives 6.1%	REITS	6.12 %	PAM Rates 2s10s Steepener	Direct	2,13%
			Rates FRB Factor	Direct	0,98%
			Abdn Property Income Trust	Active	0,99%
			Bluefield Solar Income Fund	Active	0,61%
			Capital Gearing Trust	Active	1,83%
			iShares UK Property ETF	Passive	0,92%
			NextEnergy Solar Fund Limited	Active	0,56%
			Riverstone Energy Ltd	Direct	0,08%
Cash 3.4%	Cash	3.4 %	Tritax Big Box REIT	Active	1,01%
			iShares Global Property Securities Equity	Passive	0,11%
			Cash	Direct	3,40%

IMPORTANT NOTES

All information correct as at 31.10.24

This Fund Fact Sheet is not designed to be comprehensive and must be read in conjunction with the Dominion Capital Strategies Funds PCC Limited Offering Memorandum which provides full details and important information about the DCS Cautious Fund. The Offering Memorandum is available from the Manager, Dominion Fund Management Limited, who can be contacted via contact@dominion-funds.com

This report contains commentary and represents the views and opinions of the author. Whilst care has been taken with the preparation of this commentary, the contents should not be taken as advice of any kind to any party.

This document is not an offer for sale. If you are considering an investment or would like to find out more, please contact your professional advisor so they can advise you.

Use or copying of the information is not permitted without the prior written consent of Dominion Fund Management Limited.

Dominion Capital Strategies Funds PCC Limited is a Protected Cell Company, which is an open-ended investment vehicle governed by the

provisions of The Companies (Guernsey) Law, 2008 and The Protection of Investors (Bailiwick of Guernsey) Law, 2020.

Dominion Capital Strategies Funds PCC Limited is regulated as a Class B Scheme, designed for Sophisticated, Professional and Institutional Investors. The Fund regulator is the Guernsey Financial Services Commission.

© 2024 Dominion Fund Management Limited ("DFML"). All rights reserved. DFML is licensed by the Guernsey Financial Services Commission The Protection of Investors (Bailiwick of Guernsey) Law, 2020. DFML is a member of the Dominion Group of companies. Registered Address: Suites 7 & 8, Fourth Floor, Windsor House, Le Pollet, St Peter Port, Guernsey GY1 1WF. Company no.42592.

¡Escanea el QR!
www.dominion.co

