

## Objetivo del fondo

El objetivo de inversión del fondo es maximizar la apreciación del capital a largo plazo, a través de inversiones en distintos instrumentos, como ETF globales, y en fondos mutuos domiciliados en mercados europeos maduros que brindan exposición a bonos y acciones globales. La composición del fondo está destinada a asignar entre 70% y 90% a fondos con exposición a acciones globales y entre 10% y 30% a fondos de inversión con exposición a bonos globales.

## Performance



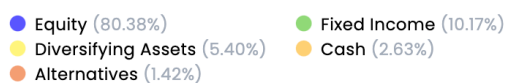
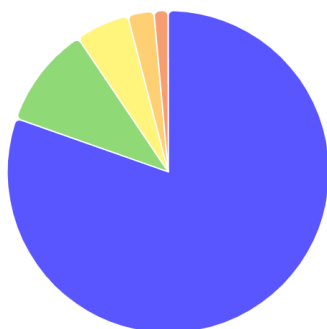
Resultados al 28 de febrero de 2025

1 mes	3 meses	6 meses	1 año	3 años	5 años	YTD	Desde lanz.	2024	2023	2022	2021	Volatilidad	Ratio de sharpe
-0,72%	1,40%	5,41%	9,24%	3,88%	26,68%	2,85%	20,95%	8,86%	10,99%	-24,54%	7,65%	6,59%	0,61

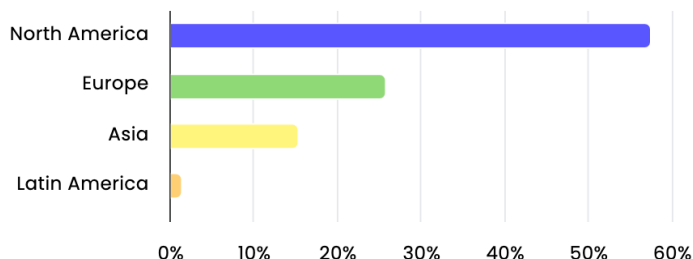
## Composición

Nombre del fondo	Allocation	Nombre del fondo	Allocation
Pacific Multi-Asset Plus USD A	52,30%	DGT Ecommerce Fund USD I	2,34%
DGT Managed Fund USD I	11,00%	Vanguard US Government Bond Index Fund USD	1,72%
iShares Developed World Index Fund USD I	9,83%	Cash	0,61%
Vanguard Global Stock Index Fund USD	7,72%		
Vanguard US Grade Credit Index Fund USD	4,17%		
Vanguard Emerging Markets Stock Index Fund USD	4,07%		
DGT Luxury Consumer Fund USD I	3,61%		
Vanguard Global Bond Index Fund USD	2,64%		

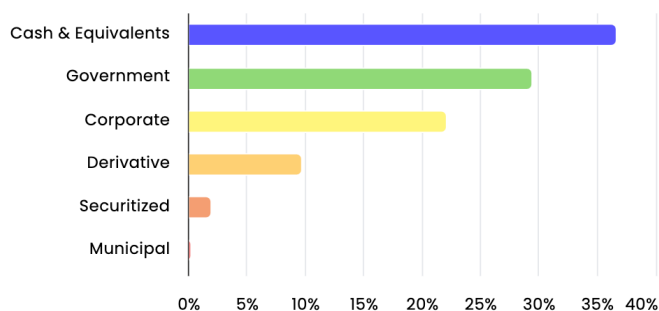
### Security Types



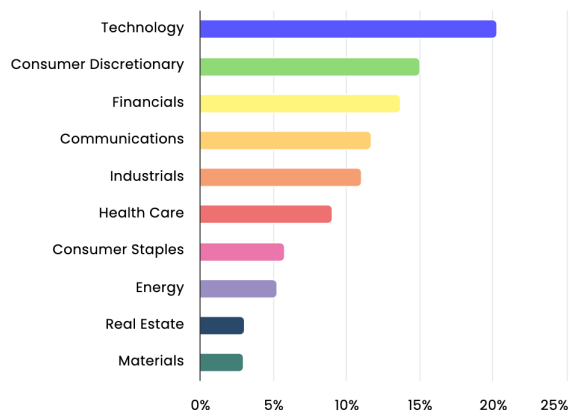
### Top Geographies



### Top Fixed Income Sectors



### Top Equity Sectors



### Acerca del fondo

#### Canasta

Invierte en fondos de los principales grupos de manejo de activos, invirtiendo en bonos globales del gobierno y corporativos, así como también en acciones de pequeña, mediana y gran capitalización.

#### Asignación

El 80% del presupuesto riesgo es asignado a activos del Fondo de Acciones Globales y el 20% del presupuesto riesgo, a activos del Fondo de Bonos Globales.

### Información general

<b>Fund Manager</b>	Dominion Fund Management Limited
<b>Investment Advisor</b>	Pacific Asset Management
<b>Fecha de lanzamiento</b>	31.05.2018
<b>Moneda</b>	USD
<b>Objetivo</b>	20% Bonds / 80% Stock
<b>ISIN</b>	GG00BF4Z4M51
<b>AMC</b>	2.00%

## Análisis completa de las posiciones (%)

Asset Class	Sub Class	%	Holdings	Strategy	%
Equity 80.4%	Global Equity	40.86 %	DGT Ecommerce Fund USD I	Active	2,34%
			DGT Luxury Consumer Fund USD I	Active	3,61%
			DGT Managed Fund USD I	Active	11,00%
			iShares Developed World Index Fund USD I	Passive	9,83%
			Pacific Longevity and Social Change Fund	Active	0,82%
			Vanguard Global Stock Index Fund USD	Passive	7,72%
			SPDR MSCI World Consumer Staples	Passive	0,20%
			SPDR MSCI World Health Care	Passive	0,18%
			SPDR MSCI World Utilities	Passive	0,31%
	RIT Capital Partners	Active	1,84%		
	iShares Edge MSCI World Value Factor	Factor	3,01%		
	US Equity	12.31 %	Pacific North American Opportunities	Active	1,92%
			SPDR S&P 500 ETF	Passive	6,72%
			Xtrackers S&P 500 Equal Weight	Factor	1,00%
			iShares Edge MSCI USA Value Factor	Factor	2,67%
	Emerging Equity	10.7 %	HSBC Hang Seng Tech UCITS ETF	Passive	2,89%
			Pacific North of South EM All Cap	Active	2,30%
			Pacific North of South EM Income Opportunities	Active	1,44%
Vanguard Emerging Markets Stock Index Fund USD			Passive	4,07%	
UK Equity	9.8 %	iShares Core FTSE 100	Passive	8,35%	
		Caledonia Investments PLC	Active	1,46%	
Europe Equity	4.93 %	Vanguard FTSE Dev Eurp Ex UK	Passive	0,98%	
		Vanguard FTSE 250 ETF	Passive	0,58%	
		iShares Edge MSCI Europe Value Factor	Factor	3,37%	
Japan Equity	1.19 %	Vanguard FTSE Japan UCITS	Passive	1,19%	
Asia Pacific Exc. Japan Equity	0.58 %	Legal and General Pacific Ex Japan ETF	Passive	0,58%	
Fixed Income 10.2%	US Corporate Bonds	4.17 %	Vanguard US Grade Credit Index Fund USD	Passive	4,17%
	Global Bonds	2.64 %	Vanguard Global Bond Index Fund USD	Passive	2,64%
	US Government Bonds	1.72 %	Vanguard US Government Bond Index Fund USD	Passive	1,72%
	IG Corporate Bonds (Global)	1.65 %	Pacific Coolabah Global Active Credit	Active	0,36%
Diversifying Assets 5.4%	Diversifying Risk Assets	3.35 %	Xtrackers USD Corporate Bond ETF	Passive	1,29%
			FX Carry Factor	Direct	0,38%
			FX Value Factor	Direct	0,39%
			PAM Rates 2s10s Steepener	Direct	1,46%
			Rates Carry Factor	Direct	0,37%
			Rates FRB Factor	Direct	0,36%
	Absolute Return	2.04 %	Rates Momentum Factor	Direct	0,39%
			AQR Managed Futures UCITS	Active	0,77%
			AQR Style Premia UCITS	Active	0,79%
			Pacific G10 Macro Rates	Active	0,48%
Cash 2.6%	Cash	2.63 %	Cash	Direct	2,14%
			HSBC Global Liquidity Funds - Sterling Liquidity Fund	Active	0,49%
Alternatives 1.4%	REITS	1.42 %	iShares UK Property ETF	Passive	1,03%
			Riverstone Energy Ltd	Direct	0,08%
			iShares Environment & Low Carbon Tilt Real Estate Fund	Passive	0,31%

**IMPORTANT NOTES**

All information correct as at 28.02.25

This Fund Fact Sheet is not designed to be comprehensive and must be read in conjunction with the Dominion Capital Strategies Funds PCC Limited Offering Memorandum which provides full details and important information about the DCS Aggressive Fund. The Offering Memorandum is available from the Manager, Dominion Fund Management Limited, who can be contacted via **[contact@dominion-funds.com](mailto:contact@dominion-funds.com)**

This report contains commentary and represents the views and opinions of the author. Whilst care has been taken with the preparation of this commentary, the contents should not be taken as advice of any kind to any party.

This document is not an offer for sale. If you are considering an investment or would like to find out more, please contact your professional advisor so they can advise you.

Use or copying of the information is not permitted without the prior written consent of Dominion Fund Management Limited.

Dominion Capital Strategies Funds PCC Limited is a Protected Cell Company, which is an open-ended investment vehicle governed by the

provisions of The Companies (Guernsey) Law, 2008 and The Protection of Investors (Bailiwick of Guernsey) Law, 2020.

Dominion Capital Strategies Funds PCC Limited is regulated as a Class B Scheme, designed for Sophisticated, Professional and Institutional Investors. The Fund regulator is the Guernsey Financial Services Commission.

© 2023 Dominion Fund Management Limited ("DFML"). All rights reserved. DFML is licensed by the Guernsey Financial Services Commission under The Protection of Investors (Bailiwick of Guernsey) Law, 2020. DFML is a member of the Dominion Group of companies. Registered Address: Suites 7 & 8, Fourth Floor, Windsor House, Le Pollet, St Peter Port, Guernsey GY1 1WF. Company no.42592.

**¡Escanea el QR!**  
[www.dominion.co](http://www.dominion.co)

