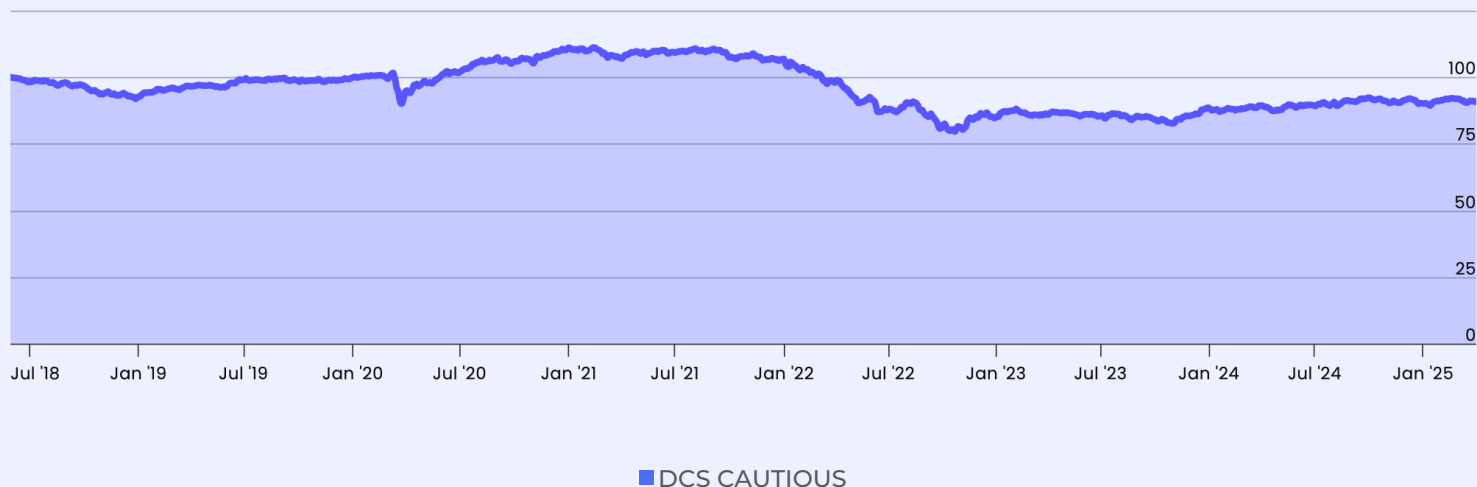


Fund objective

The Fund's investment objective is the maximization of long-term capital appreciation through investments in different instruments such as global ETFs and mutual funds domiciled in mature European markets offering Global Bonds and Stocks exposure.

The Fund's composition is intended to allocate between 10% and 30% to Funds with Global Stocks exposure and between 70% and 90% to Investment Funds with Global Bonds exposure

Performance



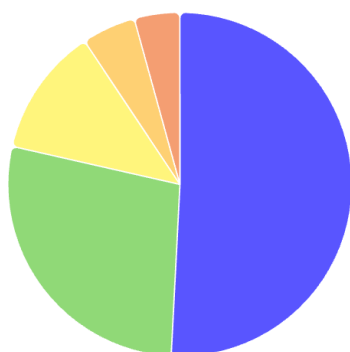
Results as of 31st March 2025

1 month	3 months	6 months	1 year	3 years	5 years	YTD	Since launch	2024	2023	2022	2021	Volatility	Ratio sharpe
-1,22%	0,75%	-1,78%	1,48%	-8,33%	-4,44%	0,75%	-9,27%	1,66%	4,38%	-20,59%	-3,81%	3,58%	-1,02

Composition

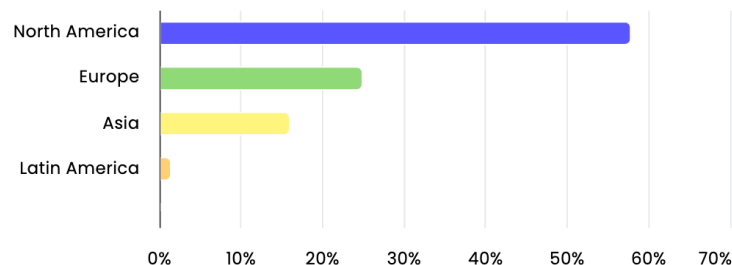
Fund Name	Allocation	Fund Name	Allocation
Pacific Multi-Asset Defensive USD A	52,43%	DGT Ecommerce Fund USD I	1,05%
Vanguard US Grade Credit Index Fund USD	12,09%	Cash	0,94%
Vanguard Global Bond Index Fund USD	10,12%	DGT Luxury Consumer Fund USD I	0,84%
iShares Developed World Index Fund USD I	7,95%		
Vanguard US Government Bond Index Fund USD	7,09%		
DGT Managed Fund USD I	2,75%		
Vanguard Global Stock Index Fund USD	2,73%		
Vanguard Emerging Markets Stock Index Fund USD	2,02%		

Security Types

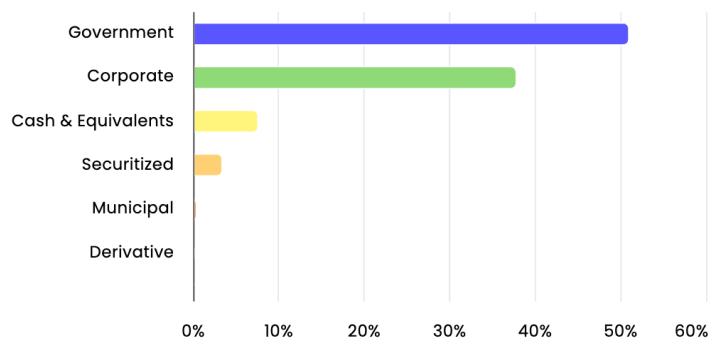


- Fixed Income (50.82%)
- Equity (27.74%)
- Diversifying Assets (12.09%)
- Cash (5.06%)
- Alternatives (4.29%)

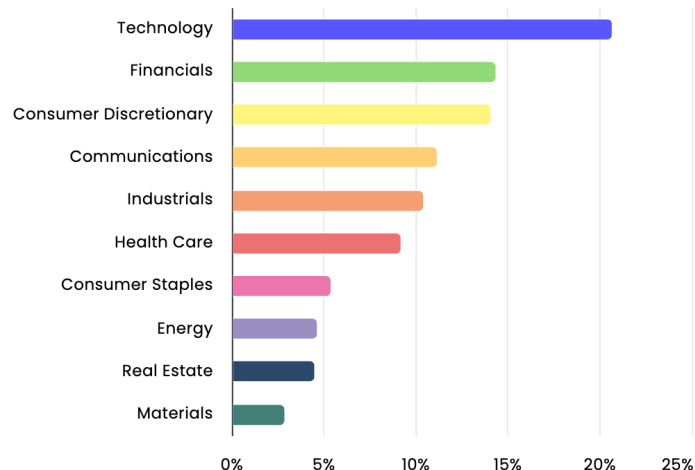
Top Geographies



Top Fixed Income Sectors



Top Equity Sectors



General information

Fund Manager	Dominion Fund Management Limited
Investment Advisor	Pacific Asset Management
Launch date	31.05.2018
Currency	USD
Objective	75% Bonds / 25% Stock
ISIN	GG00BF4Z4K38
AMC	2.00%

About the fund

Basket

Invests in main asset management group funds, investing in global corporate and government bonds, as well as small, medium and large capitalization stocks.

Allocation

25% of the Risk budget is allocated to assets of the Global Stocks Fund, and 75% of the Risk budget to Global Bonds Fund assets.

Full look through holdings (%)

Asset Class	Sub Class	%	Holdings	Strategy	%
Fixed Income 50.8%	US Corporate Bonds	12.09 %	Vanguard US Grade Credit Index Fund USD	Passive	12,09%
	US Government Bonds	10.98 %	US Treasury Inflation Protected 0.125% 2030	Direct	1,12%
			Vanguard US Government Bond Index Fund USD	Passive	7,09%
			US Treasury Inflation Protected 0.625% 2043	Direct	2,77%
	Global Bonds	10.12 %	Vanguard Global Bond Index Fund USD	Passive	10,12%
	IG Corporate Bonds (GBP)	8.45 %	HSBC GBP Corp Bond Index	Passive	1,58%
			L&G Short Duration Sterling Corporate Bond	Passive	6,87%
	UK Government Bonds	5.14 %	UK Inflation Linked Gilt 1.25% 2032	Direct	2,21%
			UK Treasury 4 1/4% 2032	Direct	1,18%
			UK Treasury 1 1/2% 2026	Direct	1,15%
			UK Treasury 0.375% 2030	Direct	0,60%
	IG Corporate Bonds (Global)	4.03 %	Pacific Coolabah Global Active Credit	Active	1,01%
			Xtrackers USD Corporate Bond ETF	Passive	3,02%
Equity 27.7%	Global Equity	17.62 %	DGT Ecommerce Fund USD I	Active	1,05%
			DGT Luxury Consumer Fund USD I	Active	0,84%
			DGT Managed Fund USD I	Active	2,75%
			iShares Developed World Index Fund USD I	Passive	7,95%
			Vanguard Global Stock Index Fund USD	Passive	2,73%
			iShares Edge MSCI World Value Factor	Factor	1,17%
			SPDR MSCI World Consumer Staples	Passive	0,05%
			SPDR MSCI World Health Care	Passive	0,08%
			SPDR MSCI World Utilities	Passive	0,19%
			RIT Capital Partners	Active	0,46%
			Pacific Global All Cap Opportunities Fund	Active	0,35%
			HSBC Hang Seng Tech UCITS ETF	Passive	0,34%
	Emerging Equity	3.34 %	Pacific North of South EM All Cap	Active	0,61%
			Pacific North of South EM Income Opportunities	Active	0,38%
			Vanguard Emerging Markets Stock Index Fund USD	Passive	2,02%
	UK Equity	2.47 %	iShares Core FTSE 100	Passive	2,13%
			Caledonia Investments PLC	Active	0,34%
	US Equity	3.25 %	Pacific North American Opportunities	Active	0,56%
			SPDR S&P 500 ETF	Passive	1,10%
			Xtrackers S&P 500 Equal Weight	Factor	0,19%
			iShares Edge MSCI USA Value Factor	Factor	0,40%
	Europe Equity	0.62 %	Vanguard FTSE Dev Eurp Ex UK	Passive	0,49%
			Vanguard FTSE 250 ETF	Passive	0,14%
	Japan Equity	0.29 %	iShares Edge MSCI Europe Value Factor	Factor	0,99%
			Vanguard FTSE Japan UCITS	Passive	0,29%
	Asia Pacific Exc. Japan Equity	0.16 %	Legal and General Pacific Ex Japan ETF	Passive	0,16%
Diversifying Assets 12.1%	Absolute Return	6.87 %	AQR Managed Futures UCITS	Active	2,10%
			AQR Style Premia UCITS	Active	1,47%
			Pacific G10 Macro Rates	Active	3,31%
	Diversifying Risk Assets	5.21 %	FX Carry Factor	Direct	1,03%
			FX Value Factor	Direct	1,09%
			PAM Rates 2s10s Steepener	Direct	2,14%
			Rates FRB Factor	Direct	0,95%
	US Equity	3.25 %	S&P500 EMINI	Direct	1,00%
Cash 5.1%	Europe Equity	0.62 %	EURO STOXX 50	Direct	-0,99%
			Cash	Direct	3,44%
Alternatives 4.3%	Cash	5.06 %	HSBC Global Liquidity Funds - Sterling Liquidity Fund	Active	1,62%
			Bluefield Solar Income Fund	Active	0,51%
			Capital Gearing Trust	Active	1,85%
			iShares UK Property ETF	Passive	1,08%
			NextEnergy Solar Fund Limited	Active	0,51%
			Riverstone Energy Ltd	Direct	0,08%
	REITS	4.29 %	iShares Environment & Low Carbon Tilt Real Estate Fund	Passive	0,26%

IMPORTANT NOTES

All information correct as at 31.03.25

This Fund Fact Sheet is not designed to be comprehensive and must be read in conjunction with the Dominion Capital Strategies Funds PCC Limited Offering Memorandum which provides full details and important information about the DCS Cautious Fund. The Offering Memorandum is available from the Manager, Dominion Fund Management Limited, who can be contacted via contact@dominion-funds.com

This report contains commentary and represents the views and opinions of the author. Whilst care has been taken with the preparation of this commentary, the contents should not be taken as advice of any kind to any party.

This document is not an offer for sale. If you are considering an investment or would like to find out more, please contact your professional advisor so they can advise you.

Use or copying of the information is not permitted without the prior written consent of Dominion Fund Management Limited.

Dominion Capital Strategies Funds PCC Limited is a Protected Cell Company, which is an open-ended investment vehicle governed by the

provisions of The Companies (Guernsey) Law, 2008 and The Protection of Investors (Bailiwick of Guernsey) Law, 2020.

Dominion Capital Strategies Funds PCC Limited is regulated as a Class B Scheme, designed for Sophisticated, Professional and Institutional Investors. The Fund regulator is the Guernsey Financial Services Commission.

© 2024 Dominion Fund Management Limited ("DFML"). All rights reserved. DFML is licensed by the Guernsey Financial Services Commission The Protection of Investors (Bailiwick of Guernsey) Law, 2020. DFML is a member of the Dominion Group of companies. Registered Address: Suites 7 & 8, Fourth Floor, Windsor House, Le Pollet, St Peter Port, Guernsey GY1 1WF. Company no.42592.

Scan the QR!
www.dominion.co

