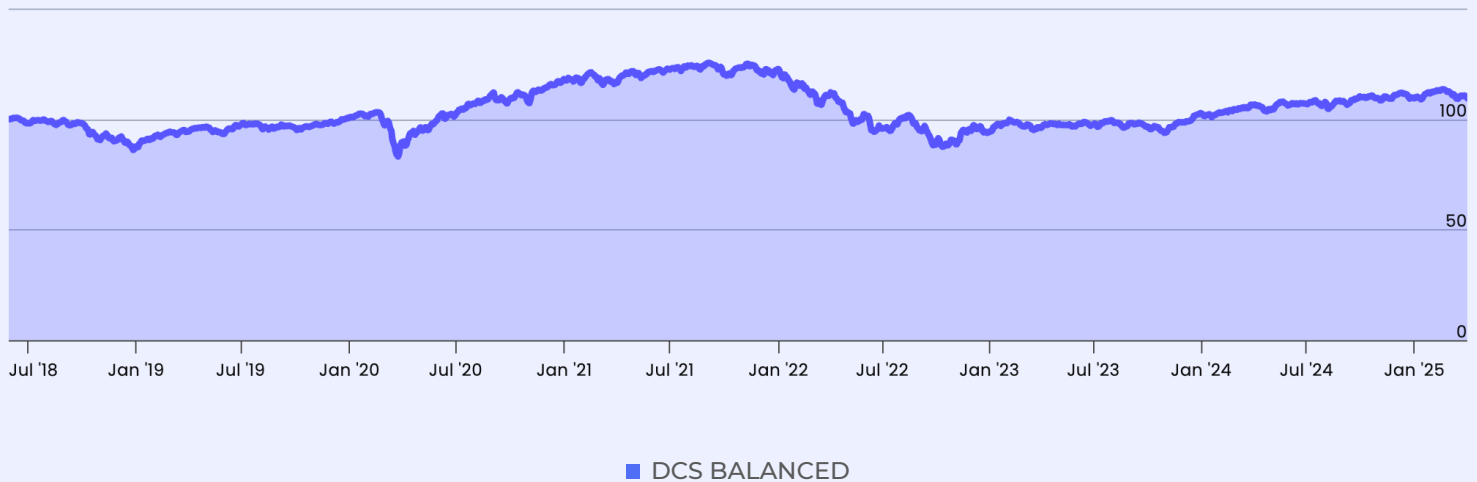


## Fund objective

The Fund's investment objective is the maximization of long-term capital appreciation through investments in different instruments such as global ETFs and mutual funds domiciled in mature European markets offering Global Bonds and Stocks exposure.

The Fund's composition is intended to allocate between 50% and 70% to Funds with Global Stocks exposure and between 30% and 50% to Investment Funds with Global Bonds exposure.

## Performance



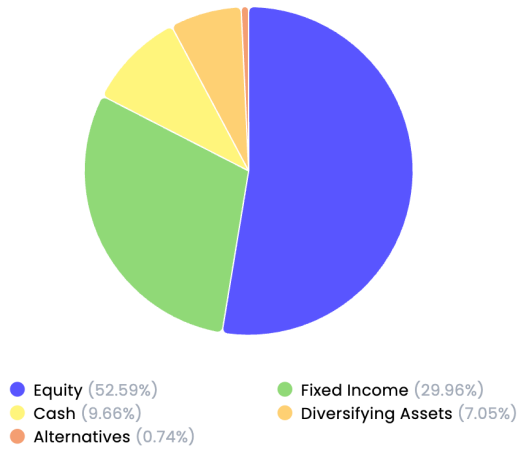
Results as of 30<sup>th</sup> April 2025

1 month	3 months	6 months	1 year	3 years	5 years	YTD	Since launch	2024	2023	2022	2021	Volatility	Ratio sharpe
-0,77%	-3,30%	-0,31%	3,97%	5,33%	13,04%	-0,60%	8,76%	6,50%	9,18%	-23,29%	3,83%	6,43%	-0,16

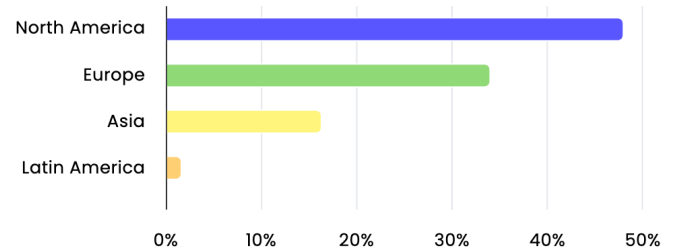
## Composition

Fund Name	Allocation	Fund Name	Allocation
Pacific Multi-Asset Core USD A	51,76%	DGT Ecommerce Fund USD I	1,67%
Vanguard US Grade Credit Index Fund USD	8,92%	DGT Luxury Consumer Fund USD I	1,62%
DGT Managed Fund USD I	8,27%	Cash	0,65%
iShares Developed World Index Fund USD I	8,04%		
Vanguard Global Stock Index Fund USD	6,72%		
Vanguard Global Bond Index Fund USD	5,35%		
Vanguard US Government Bond Index Fund USD	3,63%		
Vanguard Emerging Markets Stock Index Fund USD	3,37%		

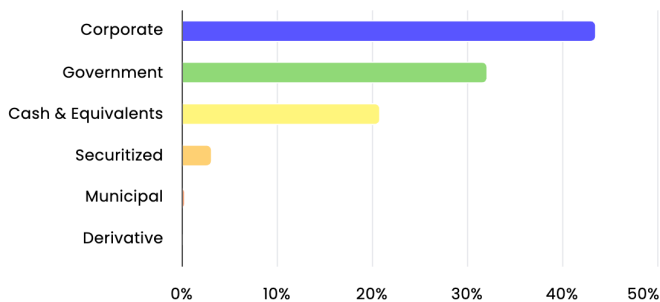
## Security Types



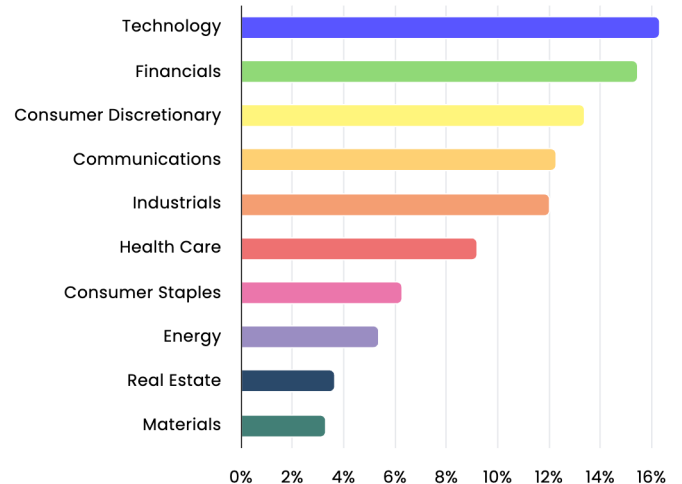
## Top Geographies



## Top Fixed Income Sectors



## Top Equity Sectors



## General information

<b>Fund Manager</b>	Dominion Fund Management Limited
<b>Investment Advisor</b>	Pacific Asset Management
<b>Launch date</b>	31.05.2018
<b>Currency</b>	USD
<b>Objective</b>	40% Bonds / 60% Stock
<b>ISIN</b>	GG00BF4Z4L45
<b>AMC</b>	2.00%

## About the fund

### Basket

Invests in main asset management group funds, investing in global corporate and government bonds, as well as small, medium and large capitalization stocks.

### Allocation

60% of the risk budget is allocated to Global Stocks Fund assets and 40% of the risk budget is allocated to Global Bonds Fund assets.

## Full look through holdings (%)

Asset Class	Sub Class	%	Holdings	Strategy	%
<b>Equity 57.9%</b>	<b>Global Equity</b>	32.06 %	DGT Ecommerce Fund USD I	Active	1,67%
			DGT Luxury Consumer Fund USD I	Active	1,62%
			DGT Managed Fund USD I	Active	8,27%
			iShares Developed World Index Fund USD I	Passive	8,04%
			Vanguard Global Stock Index Fund USD	Passive	6,72%
			iShares Edge MSCI World Value Factor	Factor	2,06%
			SPDR MSCI World Consumer Staples	Passive	0,12%
			SPDR MSCI World Health Care	Passive	0,12%
			SPDR MSCI World Utilities	Passive	0,25%
			RIT Capital Partners	Active	1,27%
			Pacific Global All Cap Opportunities Fund	Active	0,80%
	<b>UK Equity</b>	7.16 %	iShares Core FTSE 100	Passive	5,52%
	<b>Emerging Equity</b>	6.78 %	Caledonia Investments PLC	Active	0,97%
			HSBC Hang Seng Tech UCITS ETF	Passive	0,50%
			Pacific North of South EM All Cap	Active	1,44%
			Pacific North of South EM Income Opportunities	Active	0,94%
			Vanguard Emerging Markets Stock Index Fund USD	Passive	3,37%
	<b>US Equity</b>	7.66 %	Pacific North American Opportunities	Active	1,23%
			SPDR S&P 500 ETF	Passive	1,89%
			Xtrackers S&P 500 Equal Weight	Factor	0,48%
			iShares Edge MSCI USA Value Factor	Factor	1,04%
	<b>Europe Equity</b>	3.12 %	Vanguard FTSE Dev Eurp Ex UK	Passive	1,40%
			Vanguard FTSE 250 ETF	Passive	0,41%
	<b>Japan Equity</b>	0.76 %	iShares Edge MSCI Europe Value Factor	Factor	1,29%
			Vanguard FTSE Japan UCITS	Passive	0,76%
	<b>Asia Pacific Exc. Japan Equity</b>	0.41 %	Legal and General Pacific Ex Japan ETF	Passive	0,40%
<b>Fixed Income 28.1%</b>	<b>US Corporate Bonds</b>	8.9 %	Vanguard US Grade Credit Index Fund USD	Passive	8,92%
	<b>US Government Bonds</b>	5.26 %	Vanguard US Government Bond Index Fund USD	Passive	3,63%
			US Treasury Inflation Protected 0.125% 2032	Direct	1,94%
			US Treasury Inflation Protected 0.625% 2043	Direct	1,56%
	<b>Global Bonds</b>	5.29 %	Vanguard Global Bond Index Fund USD	Passive	5,35%
	<b>IG Corporate Bonds (GBP)</b>	5.01 %	HSBC GBP Corp Bond Index	Passive	1,42%
			L&G Short Duration £ Corp. Bond	Passive	3,60%
	<b>IG Corporate Bonds (Global)</b>	2.73 %	Pacific Coolabah Global Active Credit	Active	0,41%
<b>Cash 4.3%</b>	<b>Cash</b>	4.3 %	Xtrackers USD Corporate Bond ETF	Passive	2,22%
			UK Inflation Linked Gilt 1.25% 2032	Direct	0,91%
			Cash	Direct	5,02%
<b>Diversifying Assets 8.3%</b>	<b>Diversifying Risk Assets</b>	4.08 %	HSBC Global Liquidity Funds - Sterling Liquidity Fund	Active	4,64%
			FX Carry Factor	Direct	0,45%
			FX Value Factor	Direct	0,50%
			PAM Rates 2s10s Steepener	Direct	1,62%
			Rates Carry Factor	Direct	0,46%
			Rates FRB Factor	Direct	0,46%
			Rates Momentum Factor	Direct	0,45%
	<b>Absolute Return</b>	4.17 %	AQR Managed Futures UCITS	Active	1,15%
			AQR Style Premia UCITS	Active	0,49%
			Pacific G10 Macro Rates	Active	1,47%
<b>Alternatives 1.4%</b>	<b>REITS</b>	1.41 %	iShares UK Property ETF	Passive	0,53%
			iShares Environment & Low Carbon Tilt Real Estate Fund	Passive	0,21%

**IMPORTANT NOTES**

All information correct as at 30.04.25

This Fund Fact Sheet is not designed to be comprehensive and must be read in conjunction with the Dominion Capital Strategies Funds PCC Limited Offering Memorandum which provides full details and important information about the DCS Balanced Fund. The Offering Memorandum is available from the Manager, Dominion Fund Management Limited, who can be contacted via [contact@dominion-funds.com](mailto:contact@dominion-funds.com)

This report contains commentary and represents the views and opinions of the author. Whilst care has been taken with the preparation of this commentary, the contents should not be taken as advice of any kind to any party.

This document is not an offer for sale. If you are considering an investment or would like to find out more, please contact your professional advisor so they can advise you.

Use or copying of the information is not permitted without the prior written consent of Dominion Fund Management Limited.

Dominion Capital Strategies Funds PCC Limited is a Protected Cell Company, which is an open-ended investment vehicle governed by the

provisions of The Companies (Guernsey) Law, 2008 and The Protection of Investors (Bailiwick of Guernsey) Law, 2020.

Dominion Capital Strategies Funds PCC Limited is regulated as a Class B Scheme, designed for Sophisticated, Professional and Institutional Investors. The Fund regulator is the Guernsey Financial Services Commission.

© 2024 Dominion Fund Management Limited ("DFML"). All rights reserved. DFML is licensed by the Guernsey Financial Services Commission under The Protection of Investors (Bailiwick of Guernsey) Law, 2020. DFML is a member of the Dominion Group of companies. Registered Address: Suites 7 & 8, Fourth Floor, Windsor House, Le Pollet, St Peter Port, Guernsey GY1 1WF. Company no.42592.

**Scan the QR!**  
[www.dominion-cs.com](http://www.dominion-cs.com)

